



NEWS FROM

Villages of Piedmont I

OCT-DEC 2024

www.villagesofpiedmont.us

VILLAGES OF PIEDMONT I

VOP Board of Directors

Ben Pearson, President
Amanda Murphy, Vice President
Pat Johnson, Secretary
Robert Young, Treasurer

Barbara Smith
Community Manager
Villages of Piedmont I
Phone: 571-248-6630
Fax: 571-248-6647
barbara.smith@pmpbiz.com
Site Office Hours:
Monday-Friday
8:00am-4:30 pm

Property Management People, Inc.
92 Thomas Johnson Dr.
Suite 170
Frederick, MD 21702
1-800-336-8009

VOP Email Alerts:
www.villagesofpiedmont.us/account/register

VOP Website Calendar:
www.villagesofpiedmont.us/Calendar

on the google play or app store
mokoapp villages of Piedmont I

Message from the President!

Thanks to all the residents who have made improvements to their properties over the summer. Attention to landscaping, painting, and other exterior repairs and improvements helps keep our community looking great! Special thanks to Jordan Crest residents where everybody on their street refurbished their mailboxes. It's amazing how new the street looks with such a simple modification! On a not so happy note, residents using the basketball courts have destroyed the signs prohibiting bikes and other wheeled toys. They have also ridden on the basketball courts so now our warranty is voided. This means that future repairs will come out of our own pockets. If this continues, we will be forced to fence the basketball courts to protect our investment. The only way to pay for this extra expense is to levy a special assessment on all residents to cover this cost. This is not an action we want to take. We kindly ask that you, your family members, and your guests keep your bikes and other wheeled toys off the basketball courts to prevent further damage. If you see something, say something, so everyone understands why the rule is important to follow.

Food Pantry Items

As the weather gets colder and the holidays approach, please remember the most unfortunate people in the area!

Please donate any non-perishable items to the HOA community office! There is a bin for these items outside in the hallway and once full they are delivered to local food pantry.

Townhome Parking Committee

Congratulations to our newly formed Townhome Parking Committee!

The committee meets the 1st and 3rd Wednesday of each month at the VOPI Clubhouse! Please reach out to let them know your concerns!

Grounds Committee Volunteers Needed!

Are you passionate about maintaining the beauty and functionality of our community's common areas? Do you want to have a direct impact on decisions regarding our grounds, amenities and community services? If so, we invite you to join our Grounds Committee! As a member of the Grounds Committee, you'll have the opportunity to participate in the decision-making process for essential community services and amenities, help ensure that our common areas remain safe, attractive and well maintained, collaborate with fellow residents and the Board of Directors to prioritize community needs and improvements. If you're interested in joining the committee, please send your request to barbara.smith@pmpbiz.com or call 571 248 6630.

Mailbox Maintenance

The mailbox style and color in the Villages of Piedmont was selected to create a unifying appearance in the community. Mailboxes are required to be maintained as installed by the builder. Mailbox systems and mailbox parts should be replaced with those that are from the Imperial 888 mailbox system, which can be found by searching sites that carry Imperial Mailbox. Replacement support scrolls can be found by searching for Mailbox S Scroll. Replacement numbers must be Time New Roman two (2) inch reflective gold vinyl numbers which can be obtained through Addresses of Distinction at <https://addressesofdistinction.com/products/>. Any deviations from exact replacement parts require approval. If your mailbox is faded or chipped, the mailbox should be repainted with either a satin black exterior spray paint (Rustoleum is recommended) or Sherwin Williams oil based, brush-on, satin, outdoor paint in Tricorn Black SW 6258. Gloss paint is not allowed. The flag part can be sprayed using Rustoleum Heritage Red spray paint. Brass knobs can be polished using Brasso. For instructions for successfully refurbishing your mailbox can be obtained at the office.



You're Invited
WILLING WARRIORS
9th Annual Gala

November 2, 2024

5 - 10:30 PM



LANSDOWNE

RESORT AND SPA

44050 Woodridge Pkwy, Leesburg, VA 20176



Guest of Honor:
Arnold N. Gordon-Bray,
Brigadier General, US Army
(Retired)




Are You Willing?
Be a hero to our service members
with your Gala registration.
To register scan the QR code, or visit:
www.WillingWarriors.com

LANDSCAPING APPLICATIONS

Late summer is a great time to start thinking about planting a tree, adding new shrubs, or adding a new garden so your application is approved for fall planting. Many of us have shrubs or other landscaping that the builders put in where some have now outgrown their space. ***Just remember, before you begin any exterior modification project, including removing old shrubs or planting a new garden, an application must be submitted for review by the Covenants Committee.***

Does all landscaping need approval? Removing a tree, adding a tree, adding a beautiful new garden, or adding a rock or wall border around trees and gardens all need approval. *However, if a plant is under 24" at maturity, you can plant it in an existing garden without permission.* If your landscaping has outgrown its space or you are itching to add some more landscaping, don't be afraid to make landscaping changes. Just submit an application in time for it to be approved prior to beginning work.



How do I submit a landscaping application? An application for exterior modification can be found on the Villages of Piedmont I website under Design and Maintenance Standards (www.villagesofpiedmont.us). For landscaping applications, always submit your plat and show on your plat where the landscaping is being removed or installed. Then draw a diagram of the project on another piece of

paper to more clearly show what will be done, drawing everything to scale and listing dimensions. Include in your application a listing and picture of each plant, along with their height and width at maturity. Get your neighbors' signatures and make sure you sign the application. Once the application is completed, submit it to Barbara at the main office and she will forward it to the Covenants Committee for review.

How long does approval take? Approval typically takes less than a month. If items are missing, Barbara will reach out to you to get the necessary material. The goal is always to get an applicant approval as quickly as possible as long as Design and Maintenance Standards are met. Approval is an easy process if you follow the rules in the 2024 Design and Maintenance Standards and submit a complete application. Once you receive notification that your project is approved, you can begin work to beautify your property!

Villages of Piedmont Community Yard Sale 2024

LET'S MAKE THIS YARD SALE AWESOME!

Villages of Piedmont

COMMUNITY-WIDE YARD SALE

Saturday, October 5, 2024

8:00 a.m. — 2:00 p.m.

(Rain date: Saturday, October 12)

No sign-up necessary! Questions? Feel free to contact Pat Johnson at 703-314-6713.

VOP 1

Please note!

If you plan to participate in the yard sale, you may put up temporary signs (include your address) Friday evening, the day before the event. All signs MUST be removed by the evening of October 5th.

The two large Yard sale Signs will be placed at the entrance of Market Ridge and Route 15 to market our event.

READ: Directly from the latest VOP 1 Design and Maintenance Standards

"During any HOA Board approved community event where signage is requested by the planning committee as part of the event, residents are allowed to display temporary signs specifically related to the event. Residents shall display signs on the day of the event only."



🎉 VOP1s, this one's just for you! 🎉

Get ready for some exclusive fun – this event is VOP1 only, so mark your calendars and don't miss out!

🔥 Spice Up Your Fall at VOP1'S Chili Cook-Off! 🔥

Think you've got the best chili in the hood? Or just love tasting bold, mouth-watering creations?

🌮 Whether you're bringing the heat or craving the flavor, our annual VOP1 Chili Cook-Off is where the fun's at! 🏆

Join us for a day of friendly competition, delicious chili, and great company. There will be prizes for the top chili chefs, plenty of samplings, and good vibes all around. So, dust off your secret recipe, or just bring your appetite!

Don't miss out on the hottest event of the year – grab your apron or your spoon and let's get cookin'! 🎉

This signup is just for the chefs – taste-testers, we love you, but this isn't your moment! 🍴 Don't worry, though – your time to dig into those delicious bowls of chili is coming soon. For now, let the cooks claim their spot and get their pots ready! 👨‍🍳🌶️

SAVE THE DATE!

VOP1 Chili Cook-Off

Saturday, November 9
12 p.m. - 3 p.m.
@VOP1 Clubhouse


Enter Your Chili:



<https://bit.ly/vop1chilicookoff24>

Want to Judge? Just show up!

National Night out August 6, 2024



What a wonderful evening of fellowship and community! Thank you to our Prince William County Police officers, firefighters and Social Committee for a wonderful time!

Getting Ready for Some Exterior Painting?

Maintaining a house and boosting curb appeal often involves routine painting of shutters, doors, trim, and foundation. If you have peeling or faded exterior items, here are a few rules and tips to get you started on your project.



- **Submit an architectural application *if you are changing a color.*** Change is sometimes a good thing, but if you are changing an exterior color make sure you submit an application for approval. Choose one of the approved VOP I colors and demonstrate that it will go with your exterior siding and you will be on your way to a fresh new look!
- **If you are using an approved color that matches your existing color, no application is needed.**
- **Are you wondering what color you currently have or what other color might look great on your exterior?**
Stop by the VOP I office and check out the color swatches of approved colors. Just remember to return them so your neighbor can check them out as well.
- **Most of the trim colors in VOP I are either Colonial White or Alabaster.**
Sherwin Williams makes both colors. Feel free to check out the color swatches from the office to check what your trim color is or should be. There are a few houses, particularly on Noyes, that have a darker trim color. Contact the manager if you need help determining your trim color in these situations and she will connect you with someone from Covenants to help you out.
- **Need to get rid of crazy pink brick foundation color or some other brick paint color that faded weird?** Do you touch your brick foundation and get a chalky residue on your hands? Did you remove landscaping and find out some of your brick paint is chipping off? It is time to paint your foundation! When picking a foundation color, you want to pick a color that is similar to your siding. Don't match the pink paint! A good rule of thumb is to find a color one shade lighter than your siding color.
- **What are the approved colors?** The Design and Maintenance Standards lists all the approved colors. The Sherwin Williams store on 14686 Lee Highway has a list of all the approved VOP I colors. **NOTE: We have added three more original builder colors to the approved list! See the next page for these additions.**

TREE TRIMMING

Take a moment and walk the length of the sidewalk in front of your property to check if residents using the sidewalk can easily walk under your trees. Although winter is the best time to do major tree trimming, low hanging branches that impede residents from comfortably walking on the sidewalk, should be done immediately. If you notice a tree on HOA property that his hanging too low, please let management know by contacting Barbara Smith at barbara.smith@pmpbiz.com or by calling 571 248 6630.



Would you like to advertise an item for sale in our newsletter? This is great way to get the word out to all residents! Please see rates below:

Advertise with us!

2024 Advertising Rates

Classifieds: \$30 Resident \$45 Non-resident

1/8 page: \$50 Resident \$75 Non resident


1/4 Page: \$99 Resident \$125 Non resident

1/2 page: \$150 Resident \$200 Non resident

Full page: \$300 Resident \$390 Non resident



Front Door and Shutter Colors



Front doors and shutters must be painted in one of the approved colors listed below.

McCormick Approved Colors Sherwin Williams Approved Colors

Black (200) Tricorn Black (SW6258)

Old Colonial Red (225) Sommelier (SW7595) or Duron Old Colonial Red **

Duron Farm House Red **

Foxhall Green (202) Foxhall Green (SW9184)

Georgetown Green (220) Jasper (SW6216) or Rockwood Shutter Green (SW2809) *

Needlepoint Navy (SW0032)

Duron Aspiration **

Mount Etna (SW7625) *

Cobblestone Grey (215) Porpoise (SW7047) *

Smokey Pewter (470) Westchester Gray (SW2849)

Hearthstone (216) Roycroft Pewter (SW2848)

Rockweed (SW2735) *

*** These colors are unique to Noyes Avenue and require an exterior application, unless your home is on Noyes Avenue and the color matches your current color.**

**** Sherwin Williams can make “Duron” colors, which are original paint colors for many of our homes.**

That is why some of the Sherwin William colors have the name “Duron” in front of them. You need to state the color is a “Duron” color when requesting it at the Sherwin William store.

Duron Aspiration is a darker blue than Needlepoint Navy and similar to Mount Etna. Sherwin Williams can show you the sample Duron colors in the store.



Exterior Trim and Garage Door Colors

Exterior trim and garage doors must be painted in the approved colors listed below and should either match the home's fascia color (e.g., metal trim on roof eaves) or be Colonial White. That is, fascia that is creamy white should be painted Colonial White; fascia that is bright white can be Colonial White or Alabaster. Homes on Noyes Avenue, which have a darker tan fascia, can use Colonial White, Amber White, or can submit a color they believe best matches their existing trim or garage door color.

**McCormick Approved Colors Sherwin Williams Approved Colors
Naturel (SW7542) *
Amber White (101) Polar Bear (SW7564)
Colonial White (118) Duron Colonial White or SW2445
Alabaster (SW7008)**

***Natural is a darker trim color that is unique to some of the Noyes homes. All of the other homes will have one of the other trim colors with Amber White being the darkest and Alabaster being the brightest.**

Community Reminders

Clubhouse rentals remain available for the 2024 season! Please visit www.villagesofpiedmont.us for an application and list of related rules.

No Speeding- Please observe the community speed limits! in the townhomes the speed limit is 15MPH.

On Market Ridge Blvd the speed limit is 35 MPH

Bicycles, scooters, all wheeled toys are prohibited on the basketball court. This can ruin the resurfacing that the HOA just paid for this past Summer! Please report any vandalism to the office!

Street Lights Out

Is there a street light out in the community? The best way to report the incident to management is to retrieve the pole numbers located on each street light. Please email the number to barbara.smith@pmpbiz.com or call 571-274-6630. Once received, management will contact NOVEC or VDOT to get the lights working again!

Thank you in advance for your efforts!